



EVERYDAY LEARNING

Everyday Activities = Everyday Learning

Everyday family activities are great for helping your child learn. Whether it's mealtime or bathtime, your child is trying out new skills and using what they know in the real world. Follow these easy steps to turn daily activities into a fun way to learn!

3 STEPS TO EVERYDAY LEARNING

Help your child join the activity:

#1
INVITE

- Get their attention
- Make it playful
- Use a warm, fun tone

"Let's pick out your socks. Green or blue?"

Connect with your child:

#2
ENGAGE

- Watch what they do
- Talk about it
- Follow their lead

"You chose the red cup. You must like it!"

Build on what they know:

#3
TEACH

- Show them how
- Let them try
- Ask questions and offer choices

"Watch how I scoop. Now you try!"


TURN WHAT THEY LOVE INTO LEARNING

- What makes them laugh?
- What do they always want to do?
- What captures their attention?

Give them more chances to do those things.




ACTIVITY | LEARNING IN ACTION




BATHTIME

Scooping and pouring water, playing with toys, and singing songs.



MEALTIME

Making choices, trying new foods, and talking about likes.



PLAYTIME

Pretending with toys, characters, or themes to make play more fun.



DRESSING

Choosing clothes, putting them on, and turning it into a game.

Make the most of everyday routines to nurture your child's learning, one moment at a time.



Family, Infant and Preschool Program
of the
J. Iverson Riddle Developmental Center



NC DEPARTMENT OF
HEALTH AND
HUMAN SERVICES